



CRK615 XTREME DUTY • 7YR LED 6" TONE-SELECT™ RETROFIT CAN INDOOR FIXTURE

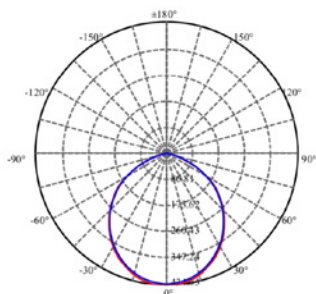
FEATURES

- Adjustable color temperature for custom lighting application.
- Energy efficient: save up to 80% in energy costs
- No flickering or noise.
- Instant-On.

APPLICATION

Ideal for retrofitting inefficient fixtures in malls, hospitals, airports, offices, lobbies and other commercial applications.

LIGHT DISTRIBUTION CURVE



ELECTRICAL

Wattage	15W
Voltage	120V
Current	0.125A
Power Factor	0.9
Total Harmonic Distortion (THD)	18.2

LIGHTING PERFORMANCE

Lumens	1000 / 1050 / 1200 / 1200
Lumens Per Watt (Lm/W)	67 / 70 / 80 / 80
Color Temperature (CCT)	27K / 30K / 40K / 50K
Color Rendering (CRI)	90
R9 (Red Value)	56 / 69 / 81 / 79
R13 (Skin Tones)	91 / 95 / 96 / 94
Beam Angle	104°
Light Distribution	--
Dimmable Lighting Control	<i>Dimmable</i> see compatibility report

ENVIRONMENT

Operating Temperature	-4° ~ 104°F
Suitable Location	WET Indoor / Covered Ceilings
Ingress Protection Rating	IP43

LIFESPAN

Average Life (Hours)	50,000
Warranty (Years)	7

COMPONENTS

LED Light Source	2835
------------------	------

CONSTRUCTION

Housing	Aluminum / PC
Base / Power Supply	E26 - Medium
Finish	White

QUALIFICATIONS

Manufacturer Model #	90902
----------------------	-------



Manufactured by P.Q.L., Inc. • Published lumens on LED products are approximate and may vary slightly.

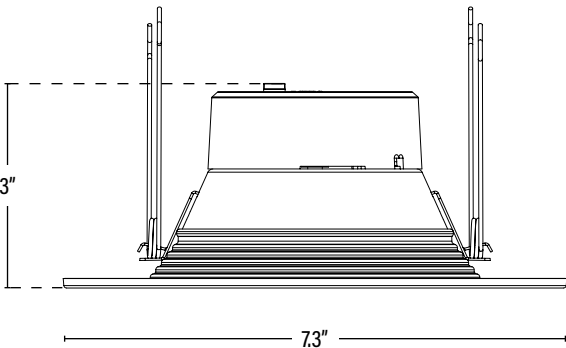
CRK615 XTREME DUTY • 7YR
LED 6" RETROFIT CAN



DIMENSIONS (Inches)

Length (MOL)	3"
Width/Diameter (MOD)	7.3"
Weight (Lbs)	1.1

Line drawings may not be to scale and are for general reference only.



PACKAGING		UPC	DIMENSIONS (LxWxH)	GROSS WEIGHT (Lbs)
Master Carton	12	10811768026884	19.7" x 16.1" x 8.7"	12.1
Individual Box	1	811768026887	7.8" x 7.8" x 3.1"	--
Country of Origin	China			
HS Tariff	8539.50.0010			

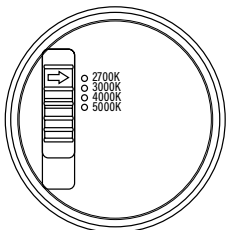
ORDERING

ITEM#	DESCRIPTION	TITLE 20	CASE
CRK615	LED RETROFIT 6" CAN TONE-SELECT™ 15W - 27K/30K/40K/50K/WHITE TRIM/MED/DIMMABLE	No	12

Manufactured by P.Q.L., Inc. - Manufacturer Model # 90902

ADDITIONAL INFORMATION:

• Using the CCT slider on top of the retrofit can, select the desired color temperature prior to installation. See below:



TOP VIEW

PERFORMANCE DATA

PACKAGING