



LF0775 LT. COMMERCIAL • 5YR
LED SLIM CUTOFF WALL PACK
OUTDOOR FULL-CUTOFF WALL-MOUNTED
AREA LUMINAIRES

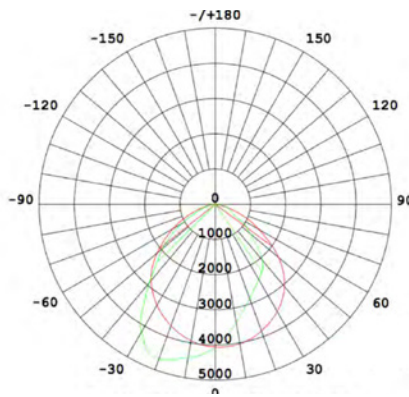
FEATURES

- Replaces traditional 250-320W HID lamps.
- High pressure die casting housing, anti-static powder painting.
- High thermal conductive material and high efficiency cooling system.
- Fixture angle can be easily adjusted 0-45°.
- Wall mount only.

APPLICATION

Ideal for wall washing, perimeter and architectural lighting.


LIGHT DISTRIBUTION CURVE



ELECTRICAL

Wattage	75W
Voltage	120-277V
Power Factor	0.9
Total Harmonic Distortion (THD)	13.8

LIGHTING PERFORMANCE

Lumens	9000
Lumens Per Watt (Lm/W)	120
Color Temperature (CCT)	5000K
Color Rendering (CRI)	70
R9 (Red Value)	95
R13 (Skin Tones)	N/A
Beam Angle	100° x 80°
Light Distribution	Type II, Very Short
Dimmable Lighting Control	

ENVIRONMENT

Operating Temperature	-40° ~ 104°F
Suitable Location	WET
Ingress Protection Rating	IP65

LIFESPAN

Average Life (Hours)	50,000
Warranty (Years)	5

COMPONENTS

LED Light Source	LUXEON 3030 2D
Driver	MSU75S-40

CONSTRUCTION

Housing	Aluminum
Lens	PC
Base / Power Supply	Hard Wired
Finish	Dark Bronze

QUALIFICATIONS

Manufacturer Model #	83368
----------------------	-------



Manufactured by P.Q.L., Inc. • Published lumens on LED products are approximate and may vary slightly.

PERFORMANCE DATA

PACKAGING

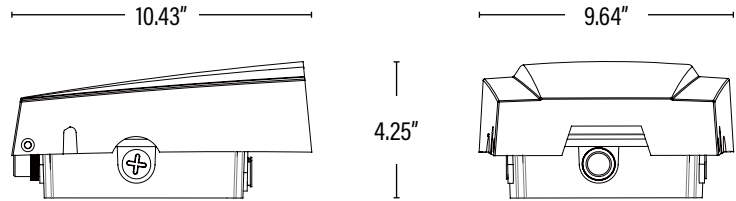
LF0775 LT. COMMERCIAL • 5YR LED SLIM CUTOFF WALL PACK



DIMENSIONS (Inches)

Length	10.4"
Width/Diameter	9.6"
Height	4.3"
Weight (Lbs)	8.04

Line drawings may not be to scale and are for general reference only.



PACKAGING

		UPC	DIMENSIONS (LxWxH)	GROSS WEIGHT (Lbs)
Master Carton	6	10811768025979	--	--
Individual Box	1	811768025972	26.9" x 14.7" x 21.5"	--
Country of Origin	China			
HS Tariff	9405.10.6020			

ORDERING

ITEM#	DESCRIPTION	CASE
LF0775	LED SLIM CUTOFF WALL PACK 75W/50K/120-277V	6

Manufactured by P.Q.L., Inc. - Manufacturer Model # 83368

ADDITIONAL INFORMATION:

Note: To prevent water damage which may shorten the life of an exterior mounted fixture; the fixture should be properly weather sealed according to the installation instructions or between the fixture base and mounting surface. Damage due to improper installation may void the warranty.

- 0-45° adjustable angle



PERFORMANCE DATA

PACKAGING