



CM3655 COMMERCIAL DUTY • 7YR LED HIGH WATTAGE 360° LAMP

REPLACEMENT LAMPS FOR OUTDOOR POLE/ARM
MOUNTED DECORATIVE LUMINAIRES (TYPE B)

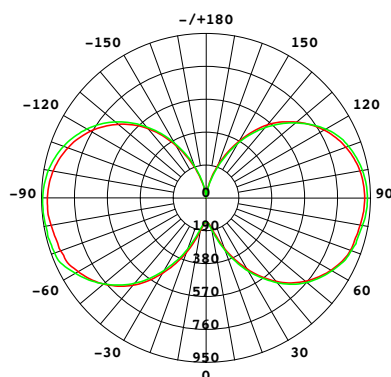
FEATURES

- Environmentally friendly; uses less energy than a traditional lamp.
- 360° optical design that provides even light distribution.
- High Voltage Surge Protection (6KV).
- Hollow heat sink for increased cooling air flow.
- High lumen output.
- Silicone gaskets.

APPLICATION


Replacement lamps for top post, high bays, parking lots and street lighting.

LIGHT DISTRIBUTION CURVE



ELECTRICAL	ITEM	SYSTEM POWER
Wattage	65W	63W
Voltage	120-277V	
Current	0.65A	
Power Factor	0.9	
Total Harmonic Distortion (THD)	14	

LIGHTING PERFORMANCE

Lumens	7004	
Lumens Per Watt (Lm/W)	130	112
Color Temperature (CCT)	5000K	
Color Rendering (CRI)	82	
Beam Angle	360°	
Dimmable Lighting Control		

ENVIRONMENT

Operating Temperature	-40° ~ 122°F	
Suitable Location	DAMP	
Ingress Protection Rating	IP63	
Suitable Fixture Type	Enclosed	

LIFESPAN

Average Life (Hours)	50,000	
Warranty (Years)	7	

COMPONENTS

LED Light Source	JuFei 2835	
------------------	------------	--

CONSTRUCTION

Housing	Aluminum / PC	
Lens	Clear	
Base / Power Supply	E39 - Mogul	

QUALIFICATIONS

Manufacturer Model #	91585	
----------------------	-------	--



Manufactured by P.Q.L., Inc. • Published lumens on LED products are approximate and may vary slightly.

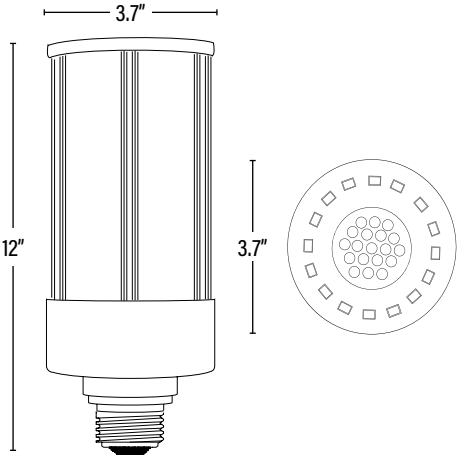
CM3655 COMMERCIAL DUTY • 7YR
LED HIGH WATTAGE 360° LAMP



ITEM INFORMATION

DIMENSIONS (Inches)

Length (MOL)	12"
Width/Diameter (MOD)	3.7"
Weight (Lbs)	2.9



PACKAGING		UPC	DIMENSIONS (LxWxH)	GROSS WEIGHT (Lbs)
Master Carton	12	10811768028529	18" x 13.5" x 14.8"	39.7
Individual Box	1	811768028522	4.3" x 4.3" x 14"	3.2
Country of Origin	China			
HS Tariff	8539.50.0010			

ORDERING

ITEM#	DESCRIPTION	CASE
CM3655	LED 65WT30/360°/CL/50K/MOG/120-277V	12

Manufactured by P.Q.L., Inc. - Manufacturer Model # 91585

ADDITIONAL INFORMATION:

TOP VIEW

